





General Catalogue Inkema

One Need One Solution





Welcome to Inkema.

Inkema specialises in providing integrated solutions for loading and unloading goods and for access-control through industrial enclosures. Our highly qualified team, with over 25 years' experience in the sector, designs, produces, installs and provides after-sales services for our entire product range: loading bays, scissor tables, yard ramps, industrial doors and dock shelters, among others.

In marketing the product and in the different technical and after-sales services provided in existing installations, product quality and speed in service are the characteristics most highly valued by our customers, for our aim is to satisfy their needs by offering a customised, speedy service that offers the most appropriate solution for each specific case.

From a small workshop and companies from the food or automotive industry to large logistic centres. Each customer has their own needs and each solution has its own specific characteristics. As a manufacturer with its own **R+D+i Department**, **Inkema** is able to guarantee the production of precise, robust, safe products that comply with all the European standards and in all cases from the perspective of meeting the needs of our customers, with extremely reasonable prices and products of proven quality that offer users an excellent performance and durability.

One of the keys to our success is innovation and we are constantly developing new products. For this reason we invite you to visit **www.inkema.com** and discover all the products and services we provide to satisfy your needs: our solution. Welcome to Inkema.

Loading Bays



Perfect Combination of Speed, Functionality and Safety.

Inkema has a wide range of hydraulic bays that will help you bridge the gap between the interior of your warehouse and the boxes in the trucks. We also provide different types of constructive solutions so that you can select the one that is best for your facility.



Scissor Lifts



Adaptable To Different Heights and Loading Capacities.

Inkema scissor lifts are used for moving loads with any weight and volume vertically to the required height. They are robust, well designed and guaranteed to meet the demands of each client.



Loading Bridges



More Lightweight and Practicable.

Inkema's folding hand-operated loading bridges in steel or aluminium are designed for loads of up to 4,000 kg and can be moved laterally, thereby optimising the use of each unit. We also supply portable yard ramps that are easy to handle and appropriate for light loads.



Free Standing Frames and Dock Houses



Intelligent Solutions.

Inkema free standing frames and dock houses are custom-designed for each client, to improve insulation and make the best use of the internal surface of the warehouse.



Yark Ramps and Special Levellers and Loading Bridges



Customised to Suit Your Needs.

The main function of the **Inkema R&D Department** is to investigate and create new products of highest quality to satisfy the needs of an increasingly demanding market.



Industrial Doors



Having It All Is Now Possible.

Security, modular, adaptable doors. Heat proof and sound proof. Specially designed for use in warehouses, logistic centres and in any type of installation. We offer a broad range of finishes and accessories including glazed doors, insulation with 80 mm panels, incorporation of pedestrian doors, stainless steel trim, etc.



Dock Shelters



Flexibility and Savings Are No Longer Incompatible.

Inkema dock shelters are designed to ensure important energy savings in all cases, as they provide a thermal barrier from the exterior environment and improved hygiene inside the building. In all cases, without affecting the ease and flexibility of loading and unloading operations.



High-Speed Doors



Always Open to Satisfy Your Needs.

Inkema has a varied range of high-speed doors which are designed as dividing elements for areas with continuous and heavy traffic, in all cases ensuring the correct insulation.



Fire Doors



Regulatory Compliance Is Now Much Easier.

With different constructive solutions (sliding, folding, guillotine, roller, pedestrian, etc.) and resistance characteristics (from 60 to 240 minutes). In addition to the option of a wide range of accessories. And in coordination with fire-detection systems.



Accessories



The Smallest Details Often Make a Difference

Traffic lights, truck guides, bay lights, manual and automatic blocks, door guide protection, loading bay-door safety... **Inkema's** aim is to satisfy the needs of its customers, however specific they may be.



Polyurethane bumper

400×80×70 bumpers with considerable hardness and standard resistance



Small rubber bumper

400×80×70 bumpers with considerable hardness and standard resistance



Medium rubber bumper

250×250×100 Bumpers with considerable hardness and optimum resistance.




Large rubber bumper

500×250×140 bumpers with excellent hardness and resistance for continuous loading reception points.




Steel-rubber bumper

411×210×90 bumpers with excellent hardness and resistance for continuous loading points.



Bevelled corner or cut shaped

Lips with bevelled corner with the end cut at 45° or lips recessed at 90° to ease the entry of the lip into the truck.



Segmented lips

The segmented lips are used to allow the lip to adapt to small and normal trucks.



Roll-off stop

The roll-off stop is perfect to improve safety when operating with the leveller.



Manual wheel chock

The **Inkema** manual wheel chock is the ideal solution to block the truck and work with complete safety.



Wheel chock with sensor

The **Inkema** manual wheel chock with sensor is perfect to block any type of truck.



Automatic wheel chock

The ideal solution to immobilize any truck and work completely safe.



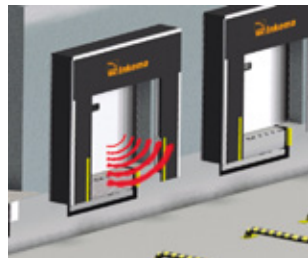
Truck guides

The guides protect the facility, as the truck is aligned to make it easier for it to enter the bay.



Dock light

The dock light is the perfect accessory to illuminate the interior of the trucks during loading and unloading operations.



Proximity sensor

The sensor detects the proximity of the truck through the automatic activation of different elements.



Traffic light

These are devices installed on the bay to regulate the loading and unloading of goods. Available in different colours and different numbers of lights.



Guide protection

The guide protectors improve safety in the loading bay and in operating industrial or high-speed doors.

Guarantee and Security



Only a Select Few Are Able to Cover Everything.

Anyone can make a loading bay, a scissor table or an industrial door. But only a select few can offer the highest guarantee, comply with the applicable safety legislation without forgetting to project the environment and ensure a long useful life and complete functionality of the machines.

One Need

One Solution





export@inkema.com
inkema@inkema.com

Tel 902 47 47 46
+34 93 544 47 08

• Inkema Sistemas S.L. reserves the right to change the described specifications without notice, in order to make improvements to its products.
• The information included in this catalogue is of an informative nature and should in no case be construed as a contractual commitment.