

BRAVURA

ARCHITECTURAL
PRODUCTS

SECTOR BROCHURE

TRANSPORTATION



+1 800-803-1235 BAPGROUP.CA



TRANSPORTATION

DAYLIGHTING

STRUCTURES UNLIMITED

StructuresUnlimited has engineered, fabricated, and installed countless large clearspan skylights, canopies, and covered walkway designs for the transportation market for almost 50 years. A single source solution to design, engineer, fabricate, and erect cost-effective entrance canopies, and large clearspan skylights (up to 30m spans) using factory finished, structural aluminum systems clad with Kalwall translucent panel.

Clients greatest concerns with entrance canopies and clearspan skylights:

- Cost & schedule implications

How using StructuresUnlimited overcomes these concerns:

- Lower total cost of ownership than traditional built-up canopy systems and skylights
- Single source from start to finish (no more “finger pointing”)
- Always on-time and on-budget
- Factory finished aluminum framing

SOLATUBE


Solatube Daylighting Systems feature innovative optical technologies that balance light output and thermal performance, delivering optimal light levels without uncomfortable heat gain, glare or shifting patterns of light. Solatube’s unique design also minimizes impact on the building envelope, allows for easy integration with electrical lighting systems and eliminates ongoing maintenance. The result is a cost-effective and energy-efficient solution that brings daylight throughout any environment.

Client’s greatest concerns with top mounted daylighting products:

- Leaks and condensation, and cost

How using Solatube overcomes these concerns:

- High impact, optically advanced domes which meet DoD Antiterrorism standards and FM rated
- Available fire ratings to meet Ontario and Quebec building codes
- One piece leak-proof & insulated flashing
- FEMA Safe Room rated for Tornados and Hurricanes
- Incredibly cost effective



KALWALL

As one of our largest market segments in Ontario over the years, Kalwall continues to be the product of choice for transportation projects in Canada for great reasons. Longevity, ease of installation, and cost (upfront and for decades to come), are just a few of the key points that drive architects, engineers, and contractors to use Kalwall for their transportation project. Our balanced, natural daylighting creates a glare free and evenly daylit interior space that is nearly maintenance free and will not need to be replaced for well over 50 years.

Client’s greatest concerns with fenestration products:

- Cost, thermal performance, and longevity

How using Kalwall overcomes these concerns:

- Lower upfront cost than typical curtain wall systems
- Self cleaning and virtually maintenance free
- Highest insulating daylight system in North America, with up to R20 panels
- Solar heat gain coefficient values typically between 0.15-0.08
- Colour stable, south Florida tested, and designed to be a lifetime building product in Ontario

VELUX MODULAR SKYLIGHTS

LONGLIGHT 5-30°

A mono-pitched solution ideal for flat roofs

Suitable For:

- Flat and sloped roof
- Flat roofing material
- Opening width in roof min./max. 0.6-3.1 m (for venting modules 0.8-2.5 m)
- Rooflight installation pitch 5-30°

Key benefits:

- Subtle expression thanks to low pitch design
- Adding daylight to hallways, corridors and large rooms
- Great value-for-money due to fast and hassle-free installation



NORTHLIGHT 25-90°

A rooflight series for sloped, shed or saw tooth roofs.

Suitable For:

- Sloped, shed or saw tooth roof
- Flat roofing material
- Opening width in roof min./max. 0.6-3.1 m (for venting modules 0.8-2.5 m)
- Rooflight installation pitch 25-90°

Key benefits:

- Possibility of upright design
- Prevents glare and lets in a soft light when facing North
- Designed for installation directly in sloped roofs without adding a sub-construction

WALL-MOUNTED LONGLIGHT 5-45°


A rooflight series used to connect different building heights with a flat roof as the base and a vertical wall at the top.

Suitable For:

- Roof type and material: Flat roof
- Opening width in roof min./max. 0.6-3.2 m (for venting modules 0.8-2.6 m)
- Rooflight installation pitch 5-45°

Key benefits:

- Enables innovative solutions for new buildings and extensions
- Adds daylight, height and space to a room
- Fast and easy installation



RIDGELIGHT 25-40°

A dual pitched rooflight for installation on a flat roof or at a roof apex.

Suitable For:

- Flat roof and at the top of a sloped roof
- Flat roofing material
- Opening width in roof min./max 1.1-4.5 m (for venting modules 1.4-4.5 m)
- Rooflight installation pitch 25-40°

Key benefits:

- Ensures maximum daylight and thermal comfort
- Adds spaciousness to the area below
- Totally self-supporting solution



CENTER RIDGE I-BEAM RIDGELIGHT

A dual pitched rooflight installed against each other on a steel beam* to form a ridge

*Steel beam is supplied by other vendors.

Suitable For:

- Flat & pitched roof type
- Large roof opening
- Rooflight installation pitch 5° to 40°

Key benefits:

- Ensures maximum daylight and thermal comfort
- Adds spaciousness to the area below
- Great design flexibility

ATRIUM LONGLIGHT/RIDGELIGHT

Multiple rows of skylight modules that can be combined to create a large glass roof.

Suitable For:

- Flat roof
- Flat roofing material
- Roof opening extra large
- Rooflight installation pitch 5-40°

Key benefits:

- Ideal for construction of large, glazed roofs
- Easy, fast and secure installation
- Great design flexibility

STEP LONGLIGHT/RIDGELIGHT

Multiple rows of skylight modules connected to create a large glass roof.

Suitable For:

- Flat roof
- Flat roofing material
- Roof opening extra large
- Rooflight installation pitch 5-25°

Key benefits:

- Prefabricated solution for large, glazed roofs
- Elegant design with option of slim beams between the rows/steps
- Maximum daylight through the roof





TRANSPORTATION
SPACE

MANAGEMENT

SKYFOLD


Easy to use and fully automatic, Skyfold partitions offers state-of-the-art acoustics ranging from STC 48 to 60 and innovative partition panels that fold vertically in an accordion style. The safest and easiest to use operable wall system on the market makes it the perfect fit for all transportation facility applications.

Client's greatest concerns with vertically operable walls:

- Staff safety and installation costs

How using Skyfold overcomes these concerns:

- Two switches (or touch screens) required on each side of the wall for operation
- Bottom obstruction safety sensor
- Electromagnetic brake rated for 200% of the motor's torque rating
- Skyfold systems require far less structural support than other products
- Modular design allows for lower installation cost



MODERNFOLD

Satisfy a variety of needs from basic sight separation to sight and sound separation with Modernfold's line of durable, high quality space division products. The leader in training and meeting room separation in Ontario for over 50 years!

Client's greatest concerns with folding partitions:

- Aesthetics
- Product Longevity

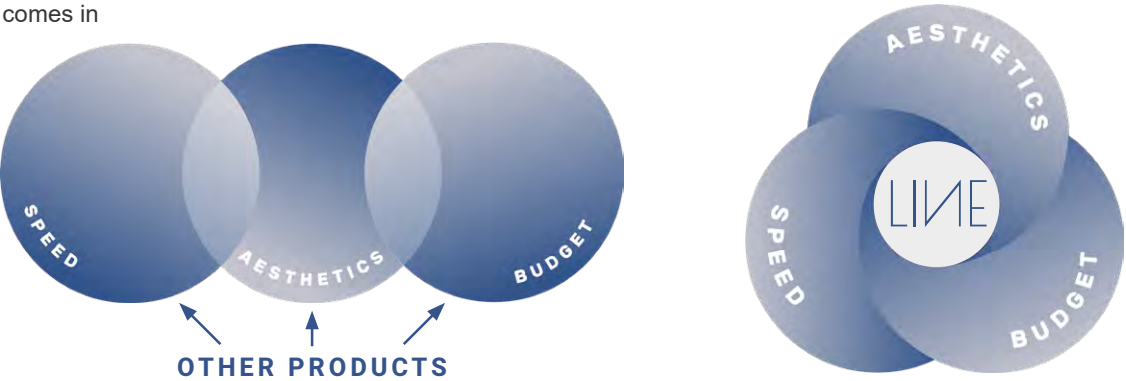
How using Modernfold overcomes these concerns:

- No vertical trim on solid opaque panels
- 51 STC glass partitions – Industry highest!
- White steel track finished to match standard T-bar systems instead of clear anodized aluminum
- Unlimited finish options from fabrics, applied vinyl, to custom millwork
- Lowest maintenance and fastest ROI of any operable wall system in Canada
- Lifetime hinge warranty

LINE SYSTEMS

It's Simple - Enjoy European demountable partitions in less time and for less money without sacrificing aesthetics or performance. Laboratory tested sound ratings of 49 for a double glazed system, and an unprecedented 39 for a single glazed system combined with sought after contemporary designs, and endless options, there is a Line Systems model for all projects and budgets.

Before Line Systems, designers and architects in North America struggled to select an office partition system. They were tied to having one, or possibly two criteria met, High-End Aesthetics, Quick Delivery, or Budget Friendly – but never all three. That is where Line Systems comes in



DORMA HUPPE

Easily add refinement with fully automated operable solid and glass partitions with clean lines and endless flexibility in space management.

Client's greatest concerns with automatic horizontal partitions:

- Being tied to a standard panel stacking location in the centre of the room

How DORMA Hüppe overcomes these concerns:

- Panel stacking locations not tethered to the partition run line
- Ability to store panels in a corner of a room, or another room altogether
- A proven product used at leading places.



SMOKEGUARD

Fire retardant curtains, sometimes referred to as fire or smoke curtains, are curtains specially designed to keep building occupants safe from both heat and smoke during a fire. While many commercial buildings already utilize fire curtains, a growing number of hospitals and other medical facilities now have these curtains installed for smoke and fire protection.

Client's greatest concerns with fire and smoke door products:

- Housing space & esthetics

How using Smokeguard overcomes these concerns:

- Smaller housing units, with most being between 160mm x 160mm – 225mm x 260mm
- Powder coated white ceiling covers (or select any RAL colour)
- Low profile side guide and jambs

ONTARIO

10 CARLOW CRT #8 WHITBY, ONTARIO, L1N 5Y9

+1 800-803-1235

QUEBEC

1111 DR. FREDERIK-PHILIPS BOUL. 6TH FLOOR,
SAINT-LAURENT, QUEBEC, H4M 2X6

+1 514-600-5995

BAPGROUP.CA



BRAVURA